

길림대학교국제학생 입학 온라인 신청 과정

1. 아이디 신청

1) 길림대학교국제학생 입학신청홈페이지에 접속하면 이메일로 아이디를 만들 수 있습니다. 이 아이디를 통해 신청상태를 확인할 수 있습니다.이 메일은 저희와 연락할 수 있는 유일한 방법이오니 신청과정에 어떤 문제가 생기면 저희는 이메일로 연락드리겠다는 점은 특별히 알려드립니다.

신청과정은 다음과 같다:

아래의 링크를 클릭하세요 : <http://apply.jlu.edu.cn>



아이디가 있으신 분은 “Sign In”을 클릭하세요.

새로 가입하신 분은 “Register”을 클릭하세요.

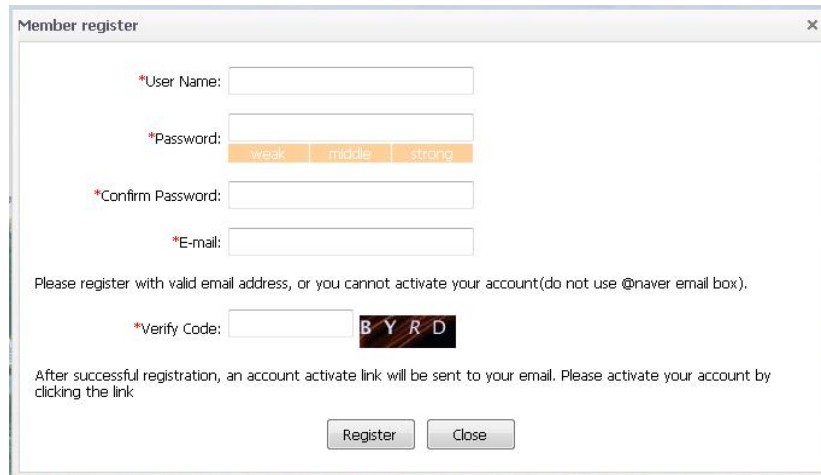
Registration Agreement

申请人保证/I hereby affirm that:

- 1)上述各项中填写的信息和提供的材料真实无误。如因个人信息错误、失真造成不良后果，责任由本人承担。
All information and materials provided are factually true and correct. I understand that I may be subject to a range of possible disciplinary actions, including admission revocation or expulsion, should the information I've certified be false.
- 2)在华期间，遵守中国的法律和法规，不从事任何危害中国社会秩序的，与本人来华学习身份不相符合的活动；
During my stay in China, I shall abide by the laws and decrees of the Chinese government, and will not participate in any activities which are deemed to be adverse to the social order in China and are inappropriate to the capacity as a student;
- 3)在学期间，遵守学校的校纪校规，尊重学校的教学安排。
During my study in China, I shall observe the rules and regulations of the university, and will concentrate on my studies and researches, and will follow the teaching programs provided by the university.

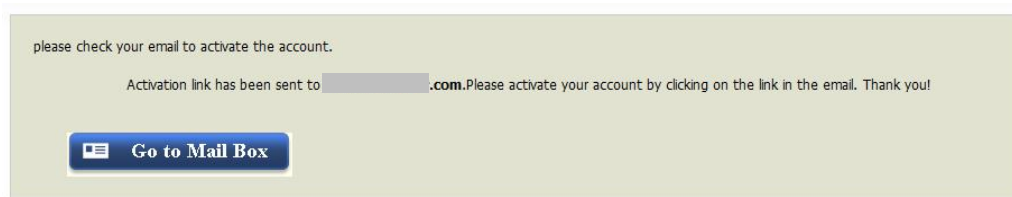
Reject Accept

“accept”을 클릭하세요.



“naver”제외한 사용가능한 이메일로 가입하세요. **Naver** 아직은 **사용불가!**

새로운 아이디를 만들어서 “Register”을 클릭하세요.



☆ JLU Online Service Platform for International Students

You have already registered on Jilin University Online Application System for International Students by using this Email address. Please ensure that it is your frequently used email address as the University can email you when necessary.

The registered information is as follows:

User name is jldkxszsbgsg, password is [redacted]

Please click the link to activate your account.

Entry for activation: <http://apply.jlu.edu.cn/member/active.do?password=lipiao123&credential=92e3637ead8e4b979bcb0a0a5c0fe46258&username=jldkxszsbgsg>

For more information, please login on the system. [Jilin University Online Application Platform](#)

您已在“吉林大学国际学生服务平台”中用此邮箱地址注册。请确认此邮箱为您的常用邮箱，以便您能及时收到学校发送的重要通知。

您的注册信息为：

用户名为：jldkxszsbgsg，密码为 [redacted]

请点击下面的链接，激活账号。

注册激活链接入口： <http://apply.jlu.edu.cn/member/active.do?password=lipiao123&credential=92e3637ead8e4b979bcb0a0a5c0fe46258&username=jldkxszsbgsg>

详情请登录 [吉林大学国际学生服务平台](#)查看

신청시 사용한 이메일로 돌아가셔서 링크를 클릭하세요.

2) 아이디 신청 성공한 경우 자동적으로 신청페이지로 돌아가기 때문에 바로 신청하면 됩니다. 학생 종류는 교환학생 (Exchange student) 과 자비유학생 (Self-sponsored) 으로 나눕니다.

Home Application Application Query Inbox [unread:0] Outbox Message to Administrator

Please choose your program:

Self-sponsored

Exchange Student

Next

프로그램 종류를 선택하고 “Next”를 클릭하세요.

2. 자비유학생의 신청과정

1) 실제상황에 따라 학생 종류를 선택하세요. 학부생이시면

“Undergraduate Student”를 선택하시고, 언어연수하시려면 중국어언어학생 “Chinese Language Student”를 선택하시면 됩니다. ★현재 학부생 전공은 3.5년 학제의 중국어전공과 중국어 국제교육 전공만 개설했는데 신청 시 HSK 4급 이상(4급 포함)의 증명서를 필히 제출해야 합니다.

Home Application Application Query Inbox [unread:0] Outbox Message to Administrator

please choose your type :

Undergraduate Student

Chinese Language Student

Prior-Back Next

학생 종류를 선택하고 “Next”를 클릭하세요.

2) “Undergraduate Student”를 선택하고 다음과 같은 화면으로 진입하면 “Apply”를 클릭해서 전공을 선택하세요.

Home Application Application Query Inbox [unread:0] Outbox Message to Administrator

Query Option

Department: Please choose Major: Please choose

Research Field: Teaching Language: -choose-

find return

Study Plan List [total:2]

Study Plan Name	Department	Major	Duration From To	Years	Teaching language	Apply deadline	Notes	Operation
Undergraduate Student	School of International Chinese Language Education	Teaching Chinese to Speakers of Other Languages (BTCSL)	2017-03-01~2020-07-15	3.5	Chinese	2017-01-05 23:59:59	HSK Level 4 180	Apply
Undergraduate Student	School of International Chinese Language Education	Chinese Language	2017-03-01~2020-07-15	3.5	Chinese	2017-01-05 23:59:59	HSK Level 4 180	Apply

“Chinese Language Student”를 선택하고 다음과 같은 화면으로 진입하면 “Apply”를 클릭해서 전공을 선택하세요.

Home Application **Application Query** Inbox [unread:0] Outbox Message to Administrator

Query Option

Department: Please choose Major: Please choose
 Research Field: Teaching Language: -choose-

find return

Study Plan List[total:1]

Study Plan Name	Department	Major	Teaching language	Apply deadline	Notes	Operation
Chinese Language Student	School of International Chinese Language Education	Chinese Language	Chinese	2017-01-05 23:59:59		Apply

Displaying 1 to 1 of 1 items Per Page 20 items Page 1 of 1

3) “Apply”를 클릭하고 나서 다음과 같은 화면으로 진입하고 순서대로 개인정보들을 입력해서 저장하세요.

Home Application **Application Query** Inbox [unread:0] Outbox Message to Administrator

1. Basic Info

Personal Photo: Please upload your recent full-faced passport size photo (.jpg,*.jpeg,*.png).

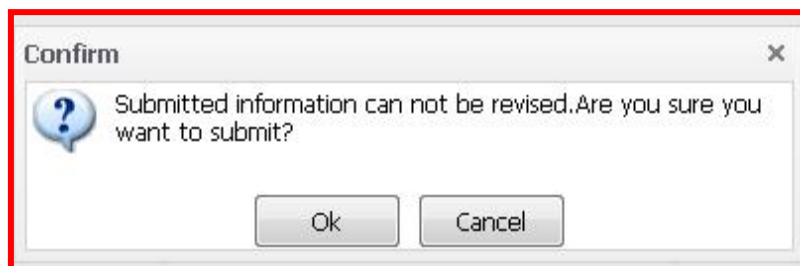
Family Name(as on passport): Given Name(as on passport):
 Chinese Name (if available): *Gender: male female
 *Marital Status: unmarried married *Nationality: Please choose
 *Birth Date: *Country of Birth: Please choose
 *Place of Birth (City,Province): native language: Please choose
 *Highest Level of Education: -choose- *Religion: -choose-
 *Employer or Institution Affiliated: *Occupation: -choose-
 Health Status: Emigrant from mainland China, Hong Kong, Macau, and Taiwan? yes no
 Hobby:

Passport And Visa

*Passport No.: *Passport Expiration Date:

Save and Next

신청서를 확인한 후 “Submit”를 클릭하고 제출하세요.



심사 중...

3. 교환학생의 신청과정

1) 학생 종류를 선택하고 “Next”를 클릭하세요.

The screenshot shows the 'Application' tab selected in the navigation bar. Below the navigation bar, there is a section titled 'please choose your type :'. Underneath, there is a radio button labeled 'Chinese Language Student' which is selected. Below the radio button are two buttons: 'Prior-Back' and 'Next'.

2) 전공을 선택하세요.

The screenshot shows the 'Application Query' tab selected. Below the navigation bar, there is a 'Query Option' section with several dropdown menus: 'Department' (Please choose), 'Major' (Please choose), 'Research Field', and 'Teaching Language' (-choose-). There are 'find' and 'return' buttons below these fields. Below the query section is a 'Study Plan List' table with the following data:

Study Plan Name	Department	Major	Teaching language	Apply deadline	Notes	Operation
Chinese Language Student	School of International Chinese Language Education	Chinese Language	Chinese	2017-01-05 23:59:59		Apply

At the bottom of the table, it says 'Displaying 1 to 1 of 1 items Per Page 20 Items'. There are also navigation icons for page 1.

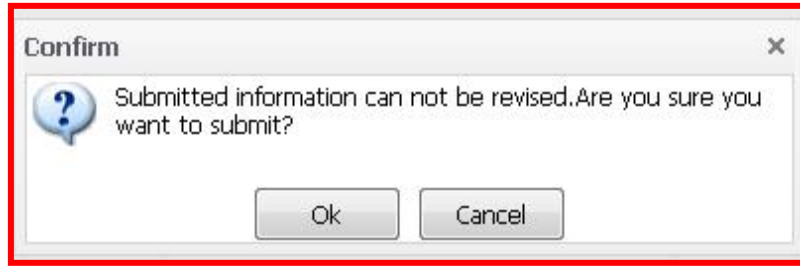
3) “Apply”를 클릭한 후 다음과 같은 화면으로 진입하고 개인정보를 입력하세요. 순서대로 입력하고 저장하세요.

The screenshot shows the 'Application' tab selected. On the left, there is a sidebar with a list of steps: 1. Basic Info (checked), 2. Study Plan, 3. Education & Employment, 4. Additional Info, 5. Contact Info, and 6. Application Form Pre-review. The main content area is titled 'Personal Info' and contains several fields:

- *Personal Photo: A field with a camera icon and a '浏览...' button. Text: 'Please upload your recent full-faced passport size photo (*.jpg,*.jpeg,*.png)'.
- Family Name(as on passport): Text input field.
- Given Name(as on passport): Text input field.
- Chinese Name (if available): Text input field.
- *Gender: Radio buttons for 'male' and 'female'.
- *Marital Status: Radio buttons for 'unmarried' and 'married'.
- *Nationality: Dropdown menu.
- *Birth Date: Text input field with a calendar icon.
- *Country of Birth: Dropdown menu.
- *Place of Birth (City,Province): Text input field.
- native language: Dropdown menu.
- *Highest Level of Education: Dropdown menu.
- *Religion: Dropdown menu.
- *Employer or Institution Affiliated: Text input field.
- *Occupation: Dropdown menu.
- Health Status: Radio buttons for 'yes' and 'no'. Text: 'Emigrant from mainland China, Hong Kong, Macau, and Taiwan?'.
- Hobby: Text input field.

At the bottom, there is a 'Passport And Visa' section with fields for '*Passport No.' and '*Passport Expiration Date'. A 'Save and Next' button is located at the bottom center.

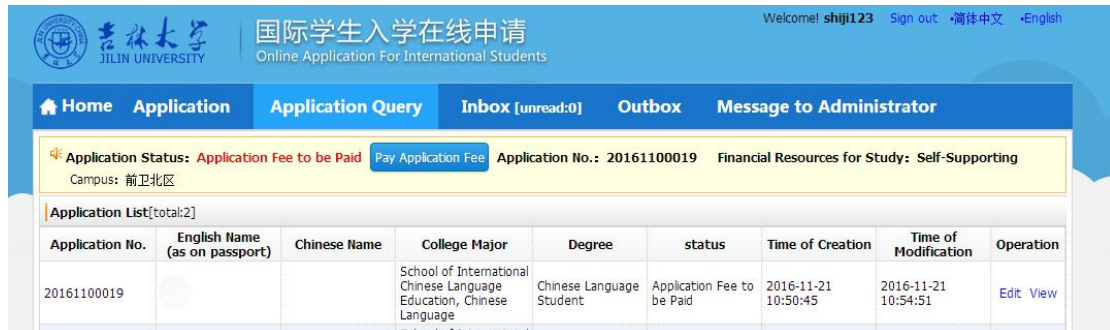
신청서를 확인한 후 “Submit”를 클릭하고 제출하세요.



심사 중...

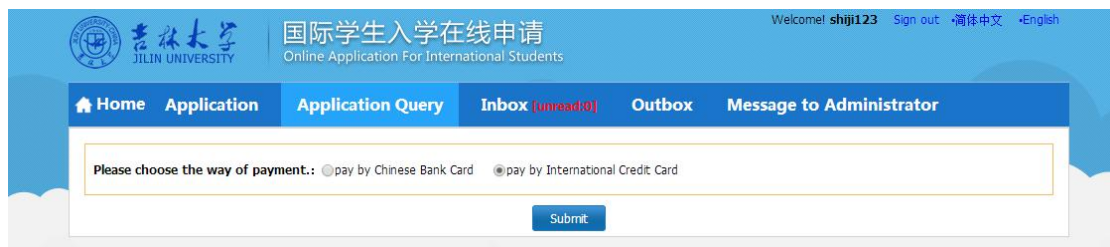
4. 온라인 수수료 비용지불

1) 학교에서 심사 통과한 경우 온라인 수수료 비용지불 가능합니다. 본인의 아이디를 등록하셔서 “Application Query” 밑에 있는 “Pay Application Fee”클릭하세요.



Application No.	English Name (as on passport)	Chinese Name	College Major	Degree	status	Time of Creation	Time of Modification	Operation
20161100019			School of International Chinese Language Education, Chinese Language	Chinese Language Student	Application Fee to be Paid	2016-11-21 10:50:45	2016-11-21 10:54:51	Edit View

2) 은행카드의 종류에 따라 인민폐 600 위안을 지불하세요.



지불성공한 후 저희는 “Mailing Address”대로 입학통지서와 관련 자료를 보내드리겠습니다.

연락처

주소: 장춘시 (130012) 전진대가 2699 호, 우의회관

우체번호: 130012

전화: 86-431-85166885

팩스: 86-431-85166517

이메일: study@jlu.edu.cn

홈페이지: <http://cie.jlu.edu.cn> <http://en.jlu.edu.cn>

